

EDC DRY CLAW VACUUM PUMPS





INNOVATION AND RELIABILITY

Edwards EDC range is a new generation of robust single stage dry claw vacuum pumps

The new range of our EDC dry claw pumps features an innovative design which creates a new benchmark in the claw pump market. The simplicity, robustness, efficiency and contaminant handling capability of these pumps make them the smart choice for your application. Built to the exacting standards and quality demanded by our customers, the new dry claw pump provides you with a trouble-free and cost-effective solution to meet your needs.

Innovative construction materials and coatings for a lifetime of reliable operation even in harsh conditions.

Built to last

Simplest of designs suited for quick access to the pumping chamber for easy cleaning in the event of product carry-over.

Easy maintenance

Long life bearings and seals with a separate and isolated pumping element

Low maintenance cost

Unrivalled performance: best in class ultimate vacuum level, market leading pumping speed and lower continuous vacuum level

Improved productivity

Best in class power consumption

Low cost of ownership

Low noise levels

Quiet operation



Applications

The EDC range is suitable for a range of applications in various industries including:

- Steam sterilisation
- Plastic extrusion
- Water drying
- Vacuum conveying
- Pick and place
- Water and sewage handling
- Printing and paper converting
- Medical systems
- Dairy industry for milking and milk transfer
- Thermoforming
- Waste removal



With pumps up to 360 m³/h and the ability to be driven by a proven variable speed drive (VSD) technology the EDC claw pumps afford you complete flexibility, efficiency and control over your process. These machines designed with robustness, durability and superior materials of construction and technological advances to give you a trouble-free solution to your specific application.

Connect and empower

Thousands of applications – central systems in hospitals, plastic extrusion, drying and reactor service in chemical industries, pneumatic conveying, milking parlors – share a common need: vacuum. And that is what we provide – safely, reliably, cost-effectively and continuously. Connect with Edwards to get the utility you need to empower your processes and operations, and drive your productivity.

Reliability you can trust

Our single stage claw pumps are working quietly and efficiently in all corners of the world. The characteristics of our technology is a low failure rate over a long lifetime, even in the most challenging conditions.

Innovation driven

The durability of our claw is rooted in our expertise. We first introduced claw technology to vacuum applications in the high tech electronics industry. Now our knowledge and experience leads to low cost, efficient and reliable single stage claw products.

Fully certified

Our dry claw machines meet the demanding requirements of ISO 9001, ISO 14001 and OHSAS 18001, as verified by Lloyds of London. They are backed up a market-leading warranty and a service support network across 180 countries. The result? 24/7 assurance that your products and your processes are constantly kept in the best possible working order.

DESIGNED FOR A LONG LIFE OF RELIABLE, EFFICIENT OPERATION

The dry claw machine boasts some fantastic design features including corrosion resistant claws thanks to the renowned surface coating applied to the pumps process chambers.

1

Innovative features

- Dry (oil-free) pumping chamber.
- Market leading low noise level.
- Efficient motor with variable speed option for complete controllability.
- Simple maintenance with contact-free internals eliminating wear.
- Cool running and simple air cooling.
- Compact design with a small footprint.

2

Built-in corrosion resistance (standard)

- Corrosion resistant claws.
- Coated pumping chamber.
- Suitable for many harsh applications.

3

Cleverly designed element

- Easily accessible pumping chamber for cleaning without accessing the gearbox and disturbing the timing.
- Modular design allows flexibility and efficiency in terms of maintenance and life cycle costs.





4 Upgraded bearings and seals

- Based on proven compressor and screw vacuum pump design for long trouble free life even in the harshest applications.



5 Compact machine with a small footprint

- Ideally suited for replacement market, compressor house installations and OEM machinery.

6 Variable Speed Drive compatible (VSD)

- Significant energy savings: up to 50% compared to fixed speed machines.
- Improved response to varying demand.
- Opportunity to replace multiple machines and centralize pumps in one location to optimize system performance.

7 Set-point control option

- Allows you to optimize the energy you use to maintain your process duty point.
- The lowest possible flow will be delivered to match your required duty point or speed – nothing is wasted.

Technical Specifications

	Nominal displacement		Ultimate vacuum			Noise level	Permissible ambient temperature range		Nominal motor rating	
	m ³ /h	cfm	mbar(a)	Torr	"Hg Vac	dB(A)	°C	°F	kW	Hp
EDC 065 50 Hz	65	38	50	37.5	28.4	66	0 to 40	40 to 105	1.8	2.4
EDC 065 60 Hz	78	46	50	37.5	28.4	66	0 to 40	40 to 105	2.2	2.9
EDC 150 50 Hz	150	88	50	37.5	28.4	75	0 to 40	40 to 105	3.7	5
EDC 150 60 Hz	180	106	50	37.5	28.4	78	0 to 40	40 to 105	3.7	6
EDC 300 50 Hz	300	176	140	105	25.8	77	0 to 40	40 to 105	6.2	8.3
EDC 300 60 Hz	360	212	140	105	25.8	84	0 to 40	40 to 105	7.5	10

Pumping speed based on air at 20°C / 70°F. Tolerance +/-10%.

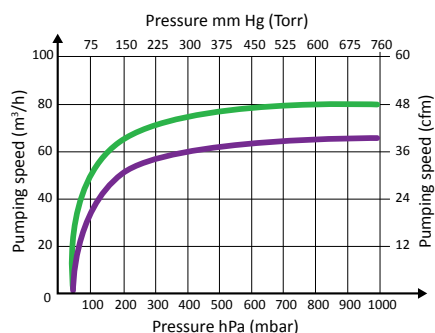
Dimensions

	Length		Width		Height		Inlet connection size	Outlet connection size
	mm	in	mm	in	mm	in	BSP*	BSP*
EDC 065	920	36.2	394	15.5	545	21.4	G 1 1/4"	G 1 1/4"
EDC 150	934	36.7	394	15.5	545	21.4	G 1 1/4"	G 1 1/4"
EDC 300	1110	43.7	500	19.6	688	27	G 2"	G 1 1/4"

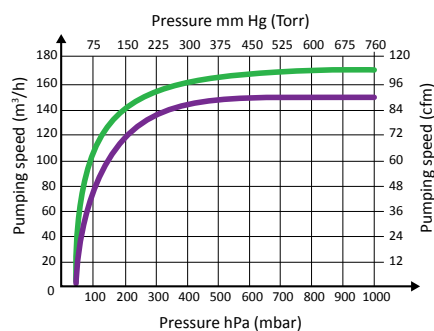
* Process connections supplied as BSP threads as standard. NPT available on request.

Performance

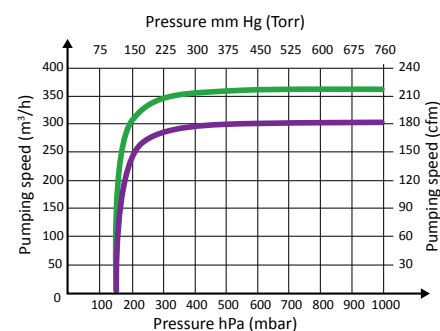
EDC 065



EDC 150

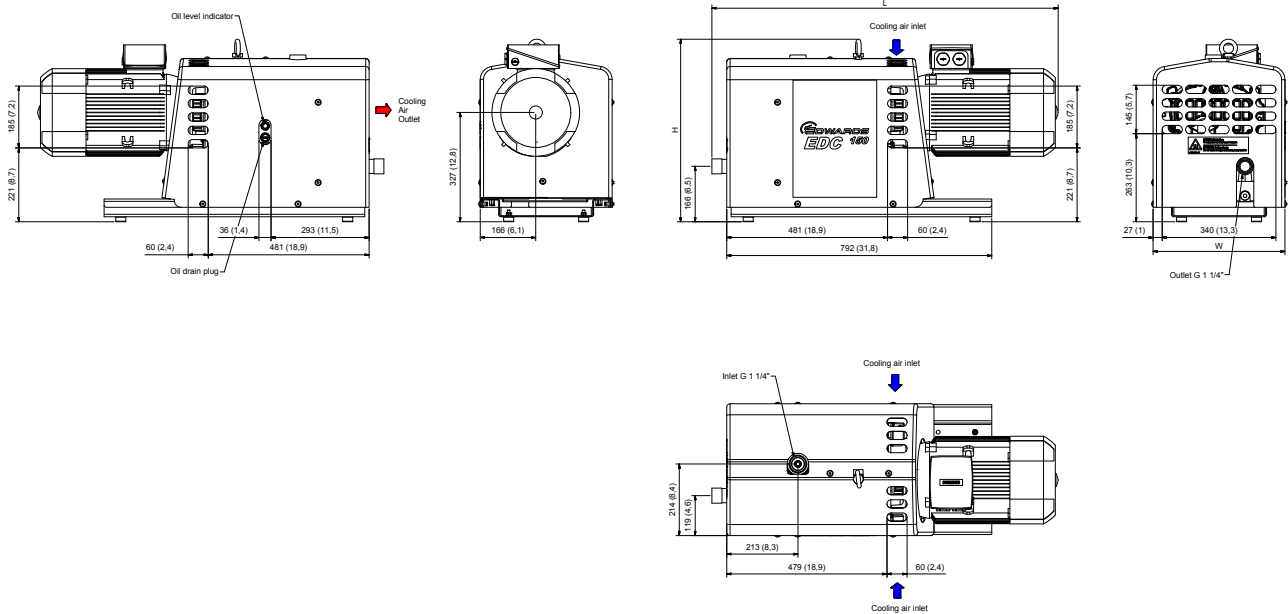


EDC 300

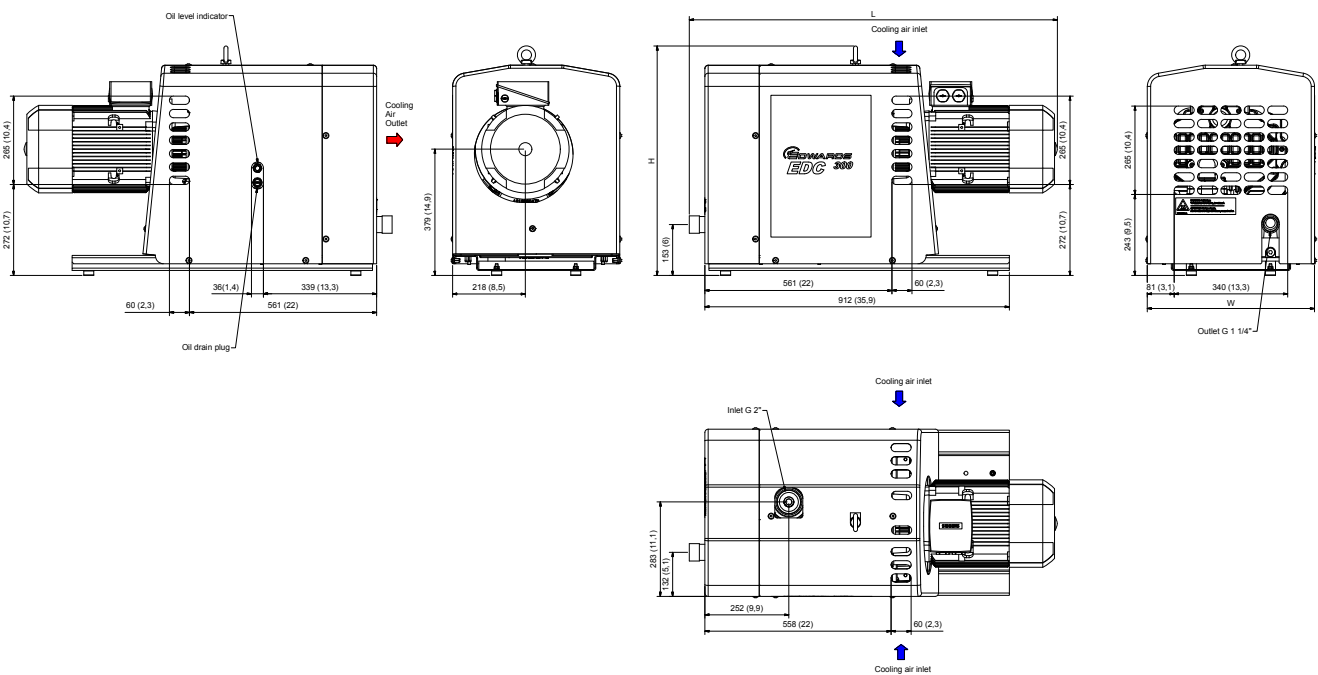


- 60 Hz operation
- 50 Hz operation

EDC 65/EDC 150 dimensions



EDC 300 dimensions





www.rybsa.com.mx / rybsa@rybsa.com.mx
Tel. (81) 8354 8005, (81) 8354 8051



Global contacts

Publication Number: A508700895, Issue A
© Edwards Limited 2016. All rights reserved
Edwards and the Edwards logo are trademarks of
Edwards Limited

Whilst we make every effort to ensure that we
accurately describe our products and services,
we give no guarantee as to the accuracy or
completeness of any information provided in
this brochure.

Edwards Ltd, registered in England and Wales
No. 6124750, registered office: Manor Royal,
Crawley, West Sussex RH10 9LW, United Kingdom.

EMEA

UK	+44 1293 528844 (local rate) 08459 212223
Belgium	+32 2 300 0730
France	+33 1 4121 1256
Germany	0800 000 1456
Italy	+ 39 02 48 4471
Israel	+ 972 8 681 0633

ASIA PACIFIC

China	+86 400 111 9618
India	+91 20 4075 2222
Japan	+81 47 458 8836
Korea	+82 31 716 7070
Singapore	+65 6546 8408
Taiwan	+886 3758 1000

AMERICAS

USA	+1 800 848 9800
Brazil	+55 11 3952 5000